



### District Report Card: 2017


<b>State:</b> Bihar	<b>District:</b> Jamui
<b>Class:</b> 8	<b>Subject:</b> Mathematics
<b>Schools:</b> 50	<b>Students:</b> 1108


### Participation/Coverage


#### Students

<div>GENDER</div> <div></div>	Boys		Girls	
	Number	%	Number	%
	549	49.55	559	50.45

<div>AREA</div> <div></div>	Rural		Urban	
	Number	%	Number	%
	1038	93.68	70	6.32

<div>CATEGORY</div> <div></div>	SC		ST		OBC		GEN	
	Number	%	Number	%	Number	%	Number	%
	154	13.90	55	4.96	744	67.15	155	13.99

<div>CWSN</div> <div></div>	LD	VI	HI	S&LD	ID	Oth
	2	3	1	6	2	2

<div>Management</div> <div></div>	Government		Government-aided	
	Number	%	Number	%
	1108	100.00	0	0.00

### Average Performance of Students in Mathematics (%)

Overall	Gender		Area		Management		Social Group			
	Male	Female	Rural	Urban	Govt.	Aided	SC	ST	OBC	GEN
47.07	47.10	47.04	46.43	56.57	47.07	0.00	44.42	42.06	48.15	46.28

## Performance on Learning Outcomes (LOs)

Learning Outcomes	Description	Average Performance(%)
M601	Solves problems involving large numbers by applying appropriate operations	32.79
M606	Solves problems on daily life situations involving addition and subtraction of fractions / decimals	59.46
M620	Finds out the perimeter and area of rectangular objects in the surroundings like floor of the class room, surfaces of a chalk box etc.	49.37
M621	Arranges given/collected information in the form of table, pictograph and bar graph and interprets them	36.22
M702	Interprets the division and multiplication of fractions	42.51
M705	Solves problems related to daily life situations involving rational numbers	59.12
M706	Uses exponential form of numbers to simplify problems involving multiplication and division of large numbers	51.90
M707	Adds/subtracts algebraic expressions	69.77
M710	Solves problems related to conversion of percentage to fraction and decimal and vice versa	50.63
M717	Finds out approximate area of closed shapes by using unit square grid/graph sheet	22.70
M719	Finds various representative values for simple data from her/his daily life contexts like mean, median and mode	52.56
M721	Interprets data using bar graph	58.59
M801	Generalizes properties of addition, subtraction, multiplication and division of rational numbers through patterns	31.83
M802	Finds rational numbers between two given rational numbers	33.63
M803	Proves divisibility rules of 2, 3, 4, 5, 6, 9 and 11	58.20
M804	Finds squares, cubes, square roots and cube roots of numbers using different methods	60.94
M808	Uses various algebraic identities in solving problems of daily life	37.97
M812	Verifies properties of parallelogram and establishes the relationship between them through reasoning	41.07
M818	Finds surface area and volume of cuboidal and cylindrical object	16.82
M819	Draws and interprets bar charts and pie charts	44.31

Range of Performance of Students who Answered Correctly							
Below 30%		30% - 50%		50% - 75%		Above 75%	
Number	%	Number	%	Number	%	Number	%
277	25.00	322	29.06	374	33.75	135	12.18

## Lowest Performing Learning Outcomes (LOs)

- 1 - Finds surface area and volume of cuboidal and cylindrical object (16.82)
- 2 - Finds out approximate area of closed shapes by using unit square grid/graph sheet (22.70)
- 3 - Generalizes properties of addition, subtraction, multiplication and division of rational numbers through patterns (31.83)

4 - Solves problems involving large numbers by applying appropriate operations (32.79)

5 - Finds rational numbers between two given rational numbers (33.63)